

To create your own fundraising page, start by going to the Foundation's page via this link:
<http://www.firstgiving.com/13217>

STEP 1: You are going to raise money for this non-profit.

Once you are on the Foundation's fundraising page, Click **Start Fundraising**



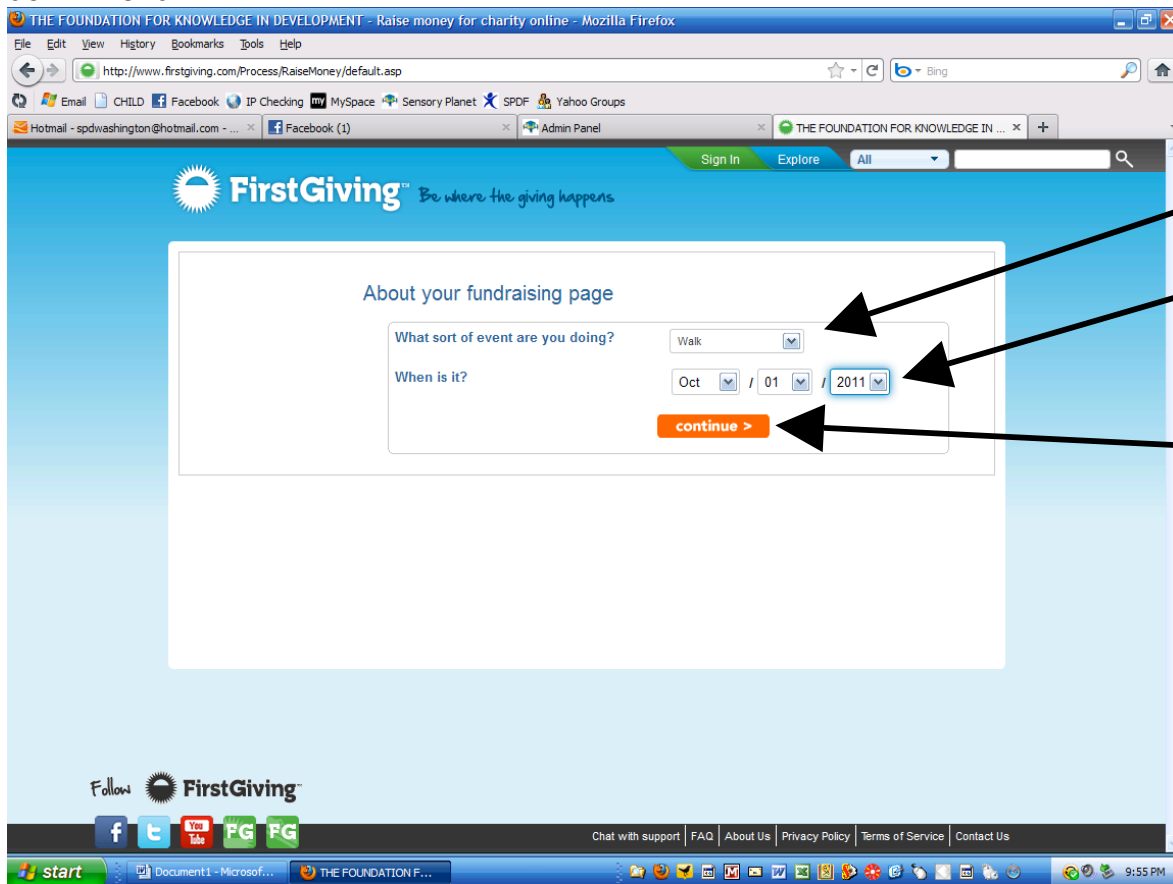
You can click "Fundraisers" to see who is raising money for the Foundation

STEP 2: The page that you want to create is the "Sporting" option

Click **"select"**



STEP 3: Here you will put the date of your event in and choose the appropriate event in the drop down menu:

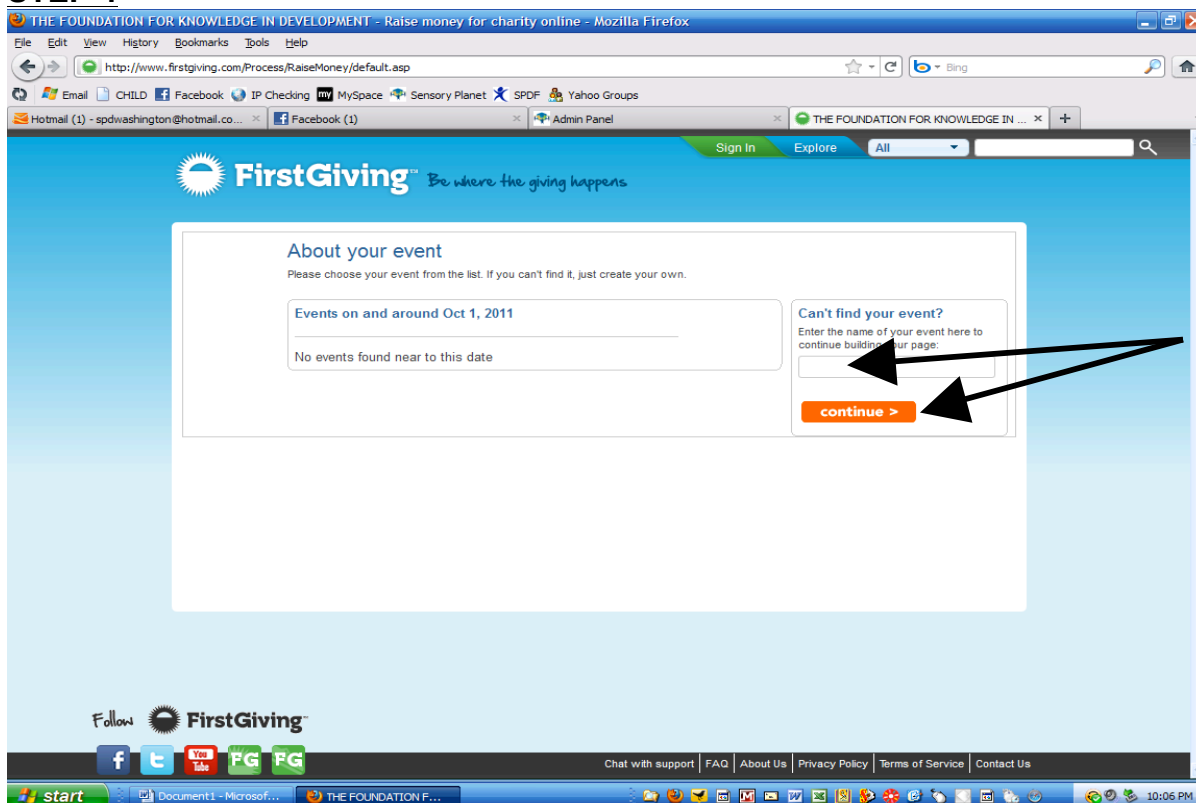


Choose
"walk"

Put the **date**
of your
event here

then click
"continue"

STEP 4



Type
"The SPD
Foundation's
Sensation
Celebration 2011"
then click
continue

STEP 5

THE FOUNDATION FOR KNOWLEDGE IN DEVELOPMENT - Raise money for charity online - Mozilla Firefox

http://www.firstgiving.com/Process/RaiseMoney/default.asp

FirstGiving™ Be where the giving happens

Please sign in or create a new profile

Your email

I'm new to this site

I have an account and my password is

[Forgot your password?](#)

[continue >](#)

Follow FirstGiving

Chat with support | [FAQ](#) | [About Us](#) | [Privacy Policy](#) | [Terms of Service](#) | [Contact Us](#)

start Document1 - Microsof... THE FOUNDATION F...

10:11 PM

Your email address here and then Click "continue"

STEP 6

THE FOUNDATION FOR KNOWLEDGE IN DEVELOPMENT - Raise money for charity online - Mozilla Firefox

https://www.firstgiving.com/Process/RaiseMoney/default.asp

FirstGiving™ Be where the giving happens

Create Your FirstGiving Profile

Required field *

Title * First name * Last name *

Mr. Richard Fannin

Address *

227 Bellevue Way #391

City * State * Zip code *

Bellevue WA 98052

Country *

United States of America

Password * Confirm password *

.....

Reserve your profile URL

firstgiving.com/fundrais...ardfannin

AVAILABLE

By continuing, you agree to FirstGiving's [terms and conditions](#)

[continue >](#)

start Document1 - Microsof... THE FOUNDATION F...

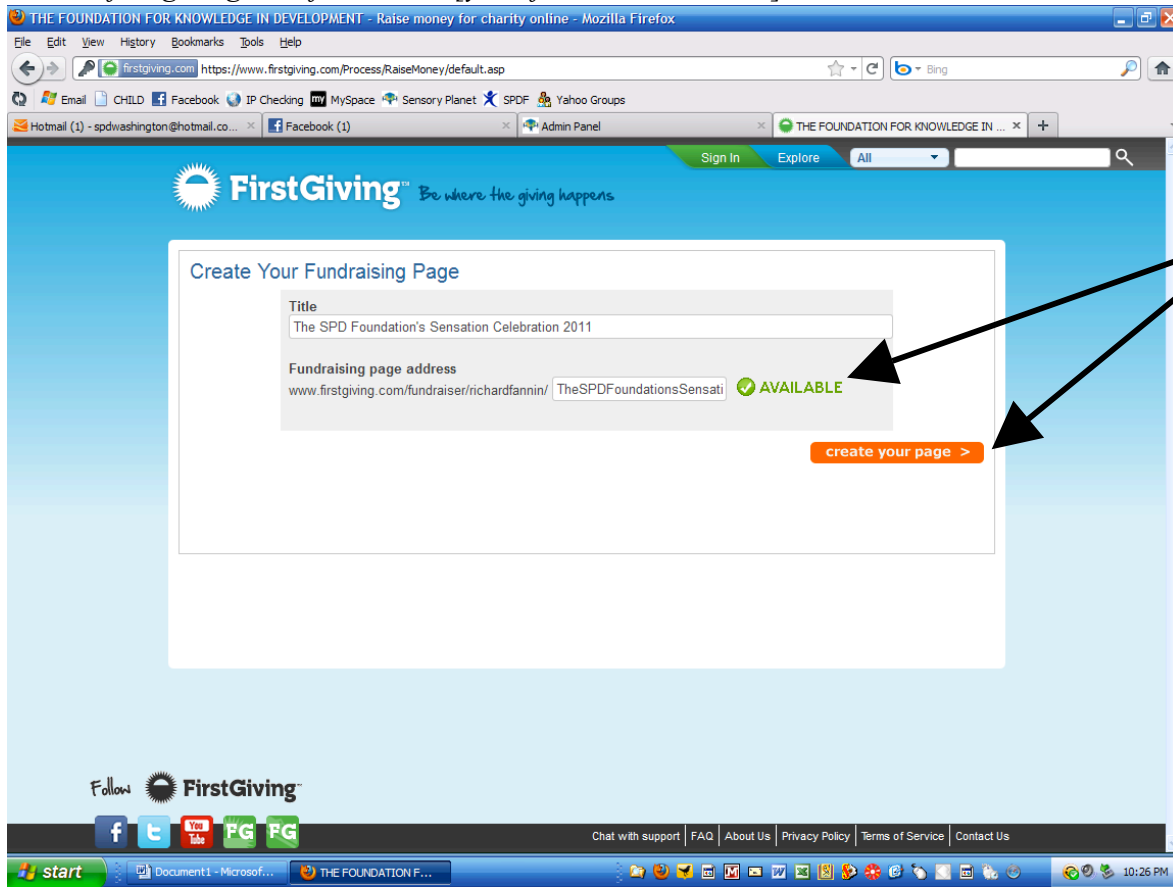
10:19 PM

Complete all of the text boxes and look for the green light that your URL is available

Click "continue"

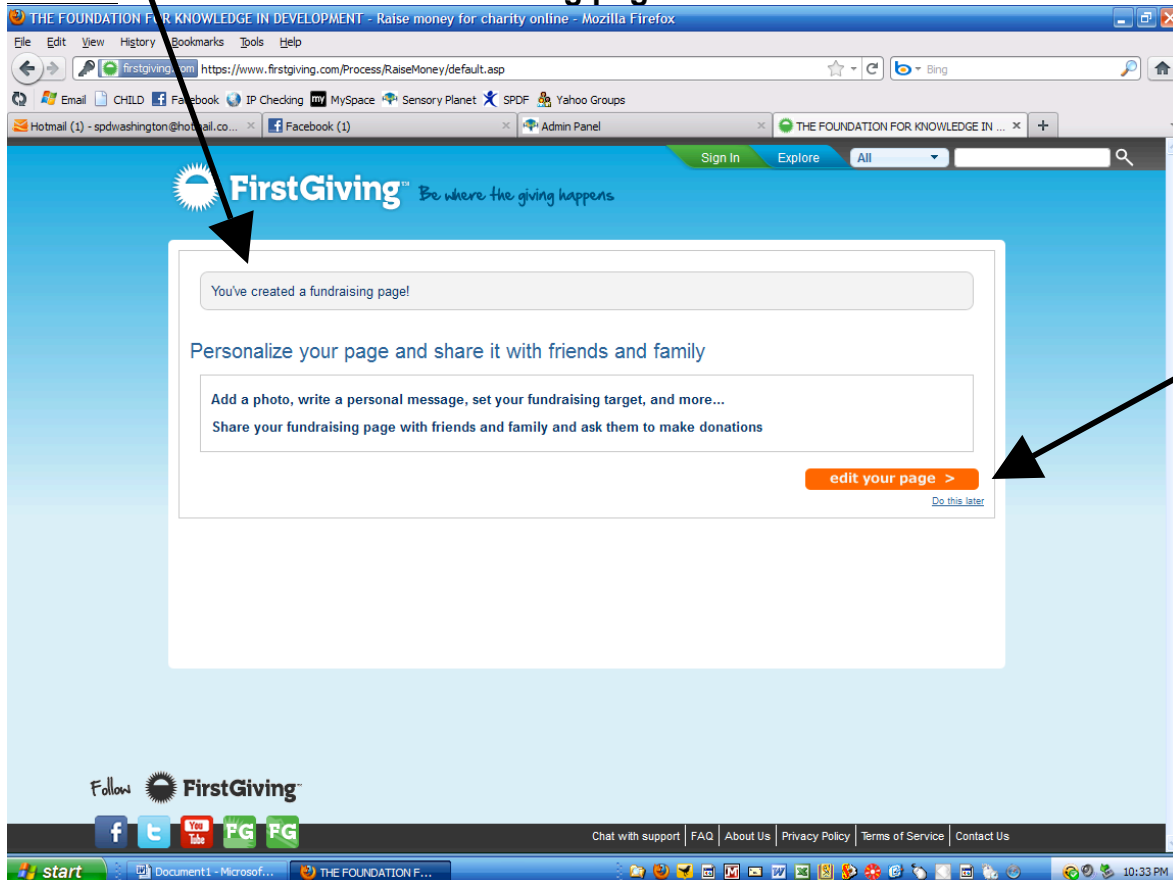
STEP 7: You will see the “Create Your Fundraising Page”. Expect to see that your fundraising page address reads as follows:

www.firstgiving.com/fundraiser/[your first and last name]/ TheSPDFoundationsSensationCelebration2011



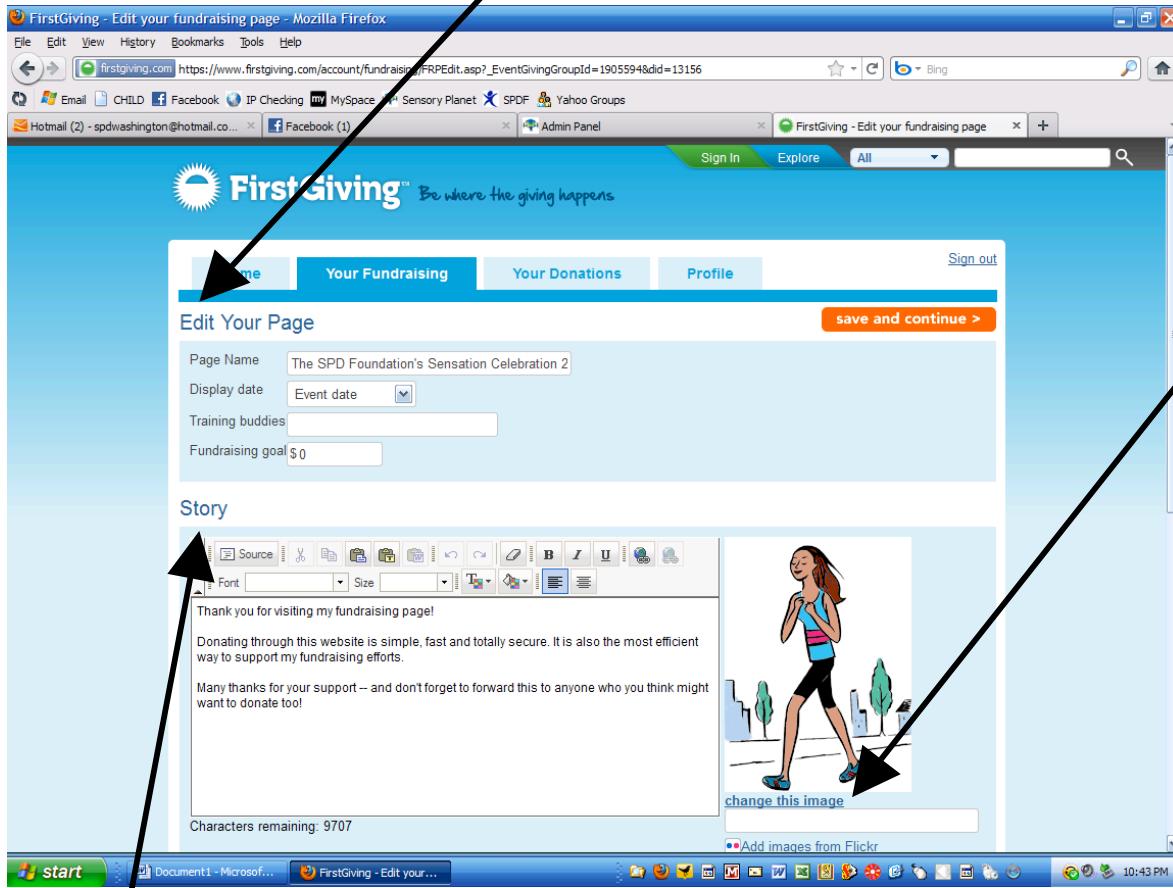
This page auto-fills itself. So long as your fundraising page address says “available” all you do is click “create your page”

STEP 8: You’ve created a fundraising page!



Now you can personalize your page. Click “edit your page”

STEP 9a: You are now in edit mode. At a minimum, make sure you update the following:



1) Click “**change this image**” and replace it with the SPD Foundation’s logo

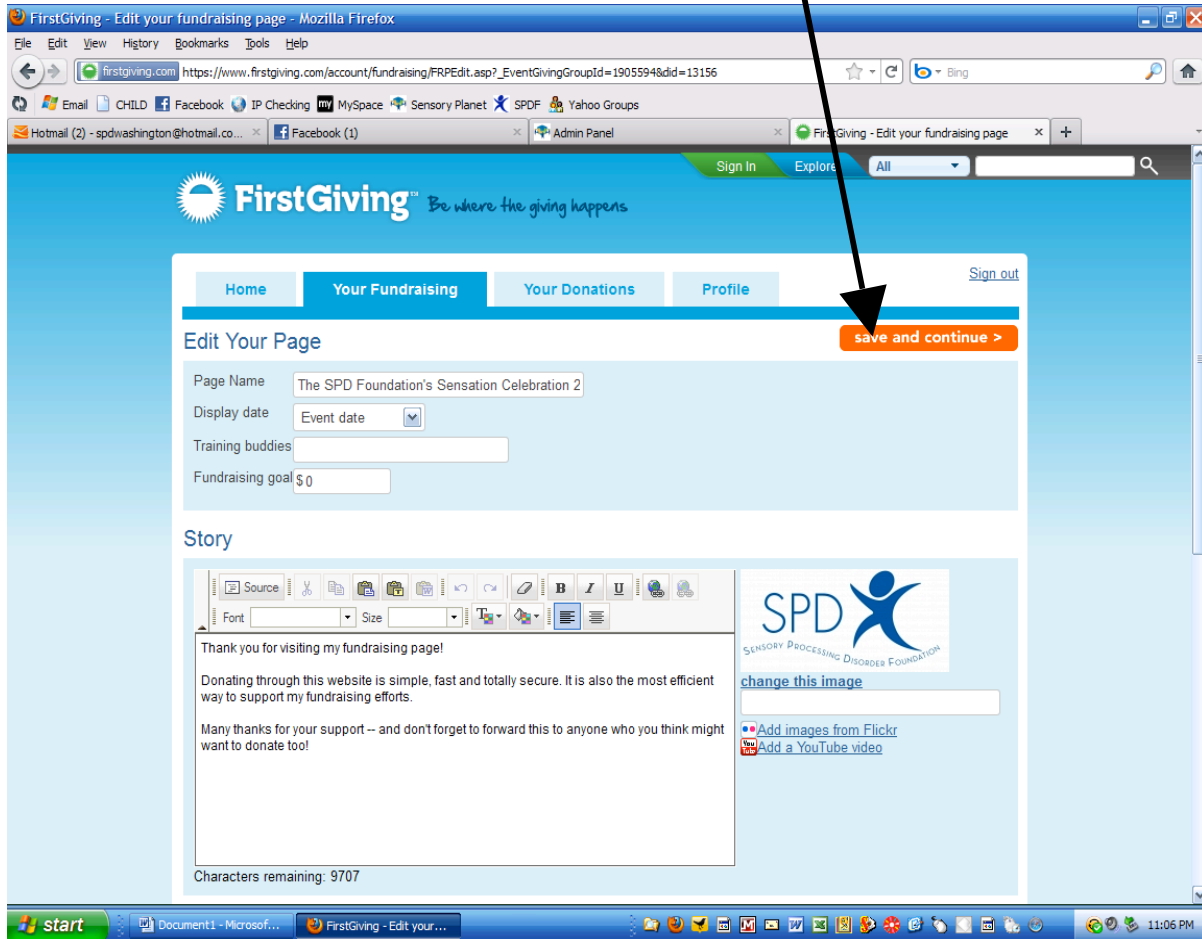


9b) Next, personalize the “**Story**”. Remember, this message will be going to your friends, family, perhaps colleagues. Put something here to let them know why you are doing this (reminder: keep the language about donating on this page “simple, fast and totally secure”)

Send me a confirmation email whenever anyone donates to my page

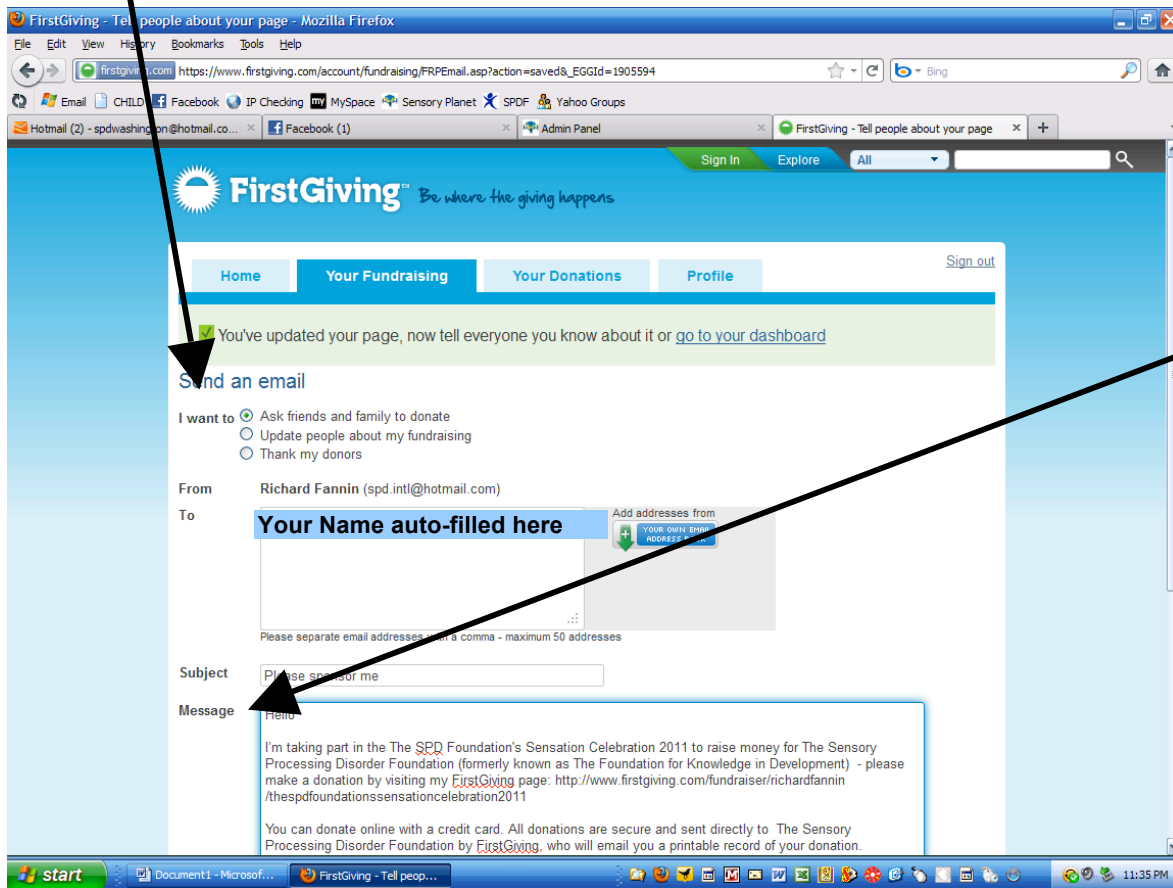
9c) Click this box to receive a confirmation email when a donation is made!

9d) Before you leave this page, click “**save and continue**”
(at the top of the page)



You're finished! Congratulations. Your page has been created and updated. Once you click the Save and Continue, you will see the following:

STEP 10: This is the page that you will use to email potential donors about your event. It confirms that: You've updated your page, now tell everyone you know about it or [go to your dashboard](#).



10a) You'll want to update the **Message** by changing our name like we've done below (note that all but the **green text** is the pre-filled out template):

Hello

I'm taking part in The SPD Foundation's Sensation Celebration 2011 to raise money for **The Sensory Processing Disorder Foundation** - please make a donation by visiting my FirstGiving page: <http://www.firstgiving.com/fundraiser/firstnamelastname/thespdfoundationssensationcelebration2011>

You can donate online with a credit card. All donations are secure and sent directly to **The Sensory Processing Disorder Foundation** by FirstGiving, who will email you a printable record of your donation.

Please send my page on to anyone who might like to donate!

Your First Name

Once you have put the email addresses in the "To" box and hit "send" you will be taken back to Your Fundraising home page. It will look like this:

You can now click on:

“Home” to see the foundation’s fundraising Home Page

“Your Donations” will detail what has been received

“Profile” if you’d like to add your own photo.

The screenshot shows a Mozilla Firefox browser window displaying the FirstGiving fundraising page. The browser's address bar shows the URL: <https://www.firstgiving.com/account/fundraising/FRPPPage.asp?action=emailed&id=605594>. The page header includes the FirstGiving logo and the tagline "Be where the giving happens". A navigation bar at the top contains tabs for "Home", "Your Fundraising", "Your Donations", and "Profile", along with a "Sign out" link. Three callout boxes with arrows point to these tabs: "Home", "Your Donations", and "Profile". The main content area displays a message "Your message has been sent" and the title "The SPD Foundation's Sensation Celebration 2011 | View live". Below this, there are buttons for "Edit your page" and "Email your page", and sections for "Add photos, videos, and more" and "Share your page". A "Donations" section shows a fundraising goal of \$0.00, with online and offline donations also at \$0.00, and a total raised of \$0.00. The page footer includes social media links for Facebook, Twitter, YouTube, and FirstGiving, along with a "Follow FirstGiving" button. The Windows taskbar at the bottom shows the Start button, open applications, and the system tray with the time 11:49 PM.